



Geistlich

Regaining Your Gum Tissue

Palate Free Soft Tissue
Regeneration with Geistlich



leading regeneration

Why Is Healthy Gum Tissue So Important?

Healthy gum tissue forms a tight seal around your teeth to support the underlying bone and provides a barrier to bacteria.

Poor oral hygiene or over aggressive brushing can result in the amount of gum tissue around your teeth, dental implants, and/or in areas where you have lost your teeth to be inadequate, become loose or not be present at all.

Lack of gum tissue around teeth or implants can lead to:

- > Difficulty in maintaining oral hygiene
- > Inflammation/irritation of the area
- > Severe loss of bone (tooth loss) and additional gum tissue



Geistlich Biomaterials is a family-owned Swiss company that has provided the highest quality products in regenerative dentistry for more than 30 years.

Our innovations encourage the natural healing process of the body to regain lost tissues. Every 18 seconds, someone in the world is treated with a Geistlich biomaterial.

What Can Happen if Gum Tissue Recession Is Left Untreated?

- > Bone and gum surrounding the tooth may further recede
- > Pain and discomfort when in contact with cold or hot elements
- > Oral hygiene may be compromised leading to inflammation
- > Exposure of the root surface can result in tooth root cavities

What Can Happen When Your Gum Tissue Is Loose or Too Thin?

- > Inflammation of the gum tissue
- > Pain and bleeding may cause difficulty in maintaining good oral hygiene
- > Chronic inflammation may lead to bone and receding gum tissue
- > Unfavorable esthetics

If unhealthy gum tissue is left untreated, it can lead to compromised oral health, resulting in lengthy and costly tissue grafting procedures.



Initial situation before treatment,
exposed tooth root



6 month after surgery, restored function and esthetics by a completely covered tooth root with a Geistlich matrix.



Initial situation before treatment



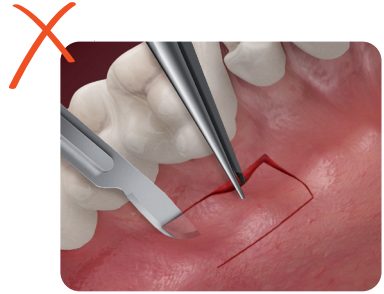
Two years following surgery

Treatment Solutions for Regaining Your Gum Tissue

Traditional Grafting Techniques:

Connective Tissue Graft / Free Gingival Graft

Cutting the roof of your mouth and transferring that tissue to the affected gum area.



Drawbacks:

- › Pain and bleeding at the surgical site where the tissue was taken
- › Limited tissue available to treat all areas requiring treatment
- › Unfavorable esthetics due to poor color and texture match

Alternative Grafting Techniques:

Palate Free Regeneration

With our palate free solution, cutting of soft tissue from the roof of the mouth is avoided with Geistlich Mucograft® or Geistlich Fibro-Gide®.



Utilizing Geistlich Mucograft® and Geistlich Fibro-Gide®:

- › **Less Pain and Surgical Chair Time:** Avoids cutting and removing the tissue from the roof of your mouth^{1,2,3}
- › **Easier Recovery:** Faster return to normal eating and drinking habits⁴
- › **Excellent Healing:** Naturally integrates into your own gum tissue without any related inflammation^{1,2}
- › **Superior Esthetics:** Good color and texture match with the surrounding gum tissues^{5,6}



Geistlich Mucograft®



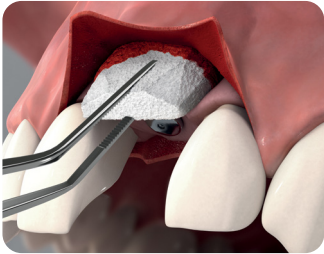
Geistlich Fibro-Gide®

Palate Free Geistlich Biomaterials Can Be Used to Increase the Volume of Soft Tissue Around Teeth or Implants



Geistlich Mucograft®

Geistlich Matrices



Geistlich Fibro-Gide®

Regenerative procedures with Geistlich Matrices are safe, proven and effective. Your dentist will advise you on the appropriate treatment for your situation.

Treatment for Receding Gums



Initial situation showing moderately exposed tooth root.



Preparation of the surgical site to uncover the affected area.



Insertion of the Geistlich matrix to cover the exposed tooth root.

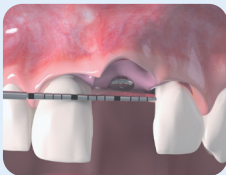


Final outcome of a completely covered tooth root (results may vary).

Treatment for Gum Tissue That Is Loose or Too Thin



Initial situation showing a concavity due to missing gum tissue.



Preparation of the surgical site.



Insertion of the Geistlich matrix.



Final outcome of a restored gum with sufficient thickness (results may vary).



Back to a Healthy Smile

Post-operative care is an area where you can contribute to the success of your procedure.



Dos

- › Maintain your oral hygiene and use antibacterial mouth wash as prescribed by your dentist.
 - › Treat swelling with moist, cold pads.
 - › Consult your dentist regarding pain.
 - › Make sure that you visit your dentist for a follow-up appointment.
-
-



Don'ts

- › Do not neglect your oral hygiene.
 - › Do not brush or floss at the site of surgery. A toothbrush with especially soft bristles can usually be used for cleaning the teeth in the surgical area.
 - › Do not drink coffee or alcohol and do not smoke cigarettes for 2–3 days after surgery.
 - › Do not interfere with the surgical wound or sutures.
-
-

Geistlich Mucograft® and Geistlich Fibro-Gide® are approved medical devices made of porcine collagen that have been specifically designed for gum tissue regeneration. All Geistlich products meet the highest standards for quality and safety.

For more information on Palate Free Regeneration with Geistlich Mucograft® and Geistlich Fibro-Gide® please scan the QR code with your Smart Phone.





The Benefits of Palate Free Treatment

Smile Again

Esthetically pleasing outcomes and maintenance of healthy teeth.

Less Pain & Fewer Complications

No need to remove soft-tissue from the roof of the mouth.

Less Surgical Procedure Time

With Geistlich matrices surgical chair time is significantly reduced.⁵



Additional patient information for all Geistlich biomaterials can be found at:
dental.geistlich-na.com

CAUTION: Federal law restricts these devices to sale by or on the order of a dentist or physician.

For more information on contraindications, precautions, and directions for use, please refer to the Geistlich Mucograft® and Geistlich Fibro-Gide® Instructions for Use at: **dental.geistlich-na.com/ifu**

References

- 1 Sanz, M. et al. (2009). J Clin Periodontol. 36(10): 868-76.
- 2 Del Pizzo, M. et al. (2002). J Clin Periodontol. 29(9): 848-54.
- 3 Soileau, KM. et al. (2006). J Periodontol. 77(7): 1267-73.
- 4 Lorenzo, R. et al. (2012) Clin Oral Impl Res. 23(3): 316-24.
- 5 McGuire, MK. et al. (2010). J Periodontol. 81(8): 1108-17.
- 6 McGuire, MK. et al. (2016). J Periodontol. 87(3): 221-7.

Geistlich Pharma North America, Inc.

Princeton, NJ 08540

Customer Care Toll-free: 855-799-5500

info@geistlich-na.com

dental.geistlich-na.com/patients