


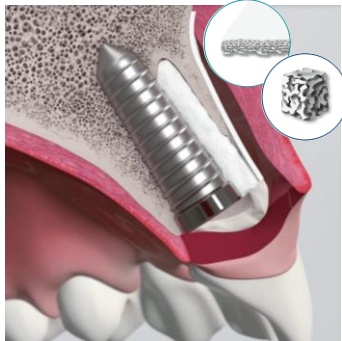



Filling the gap at immediate implant placement for preserving the hard tissue.



Geistlich products used

Science Bits
2022/Q1

Filling the peri-implant gap at immediate implant placement reduces ridge resorption

	NO FILL	FILLING THE GAP
		
 Width of ridge at implant placement	8.88 ± 0.95 mm	8.62 ± 0.92 mm
 Existing width of ridge at 1 year	78% → 22% resorbed	92%
 Loss in ridge height	1.7 ± 1.7 mm loss	0.6 ± 0.8 mm

Study results

Compared to implant placement without filling the gap:

- Significantly better preservation of original ridge width, when the peri-implant gap is filled with Geistlich Bio-Oss® Collagen and covered with Geistlich Bio-Gide®.
- Less horizontal and vertical soft-tissue alternation.

